

Yosemite National Park



Sequoia National Forest

A Large giant sequoia in Long Meadow grove being measured for diameter. The Sequoia National Forest is in the process of conducting inventory of giant sequoia groves to learn more about their structure, tree species composition, fuel buildup, growth rates, incidence of insect and disease activity, and other elements. Inventory data will help forest managers learn about relative grove health, susceptibility to damage from wildfires, and opportunities for recreational interpretation.



Redwood Facts:

- 2) **Redwoods** (red areas) grown naturally only in a narrow strip along the Pacific Coast.
 - a) **Height:** To 367.8 ft.
 - b) **Age:** to 2,000 years
 - c) **Weight:** to 1.6 million lbs.
 - d) **Bark:** to 12 in thick
 - e) **Branches:** to 5 ft. diam.
 - f) **Bases:** to 22 ft. diam.
 - g) **Reproduce:** by seed or sprout
 - h) **Seed size:** Like tomato seeds
 - i) **Cone size:** Like large olive



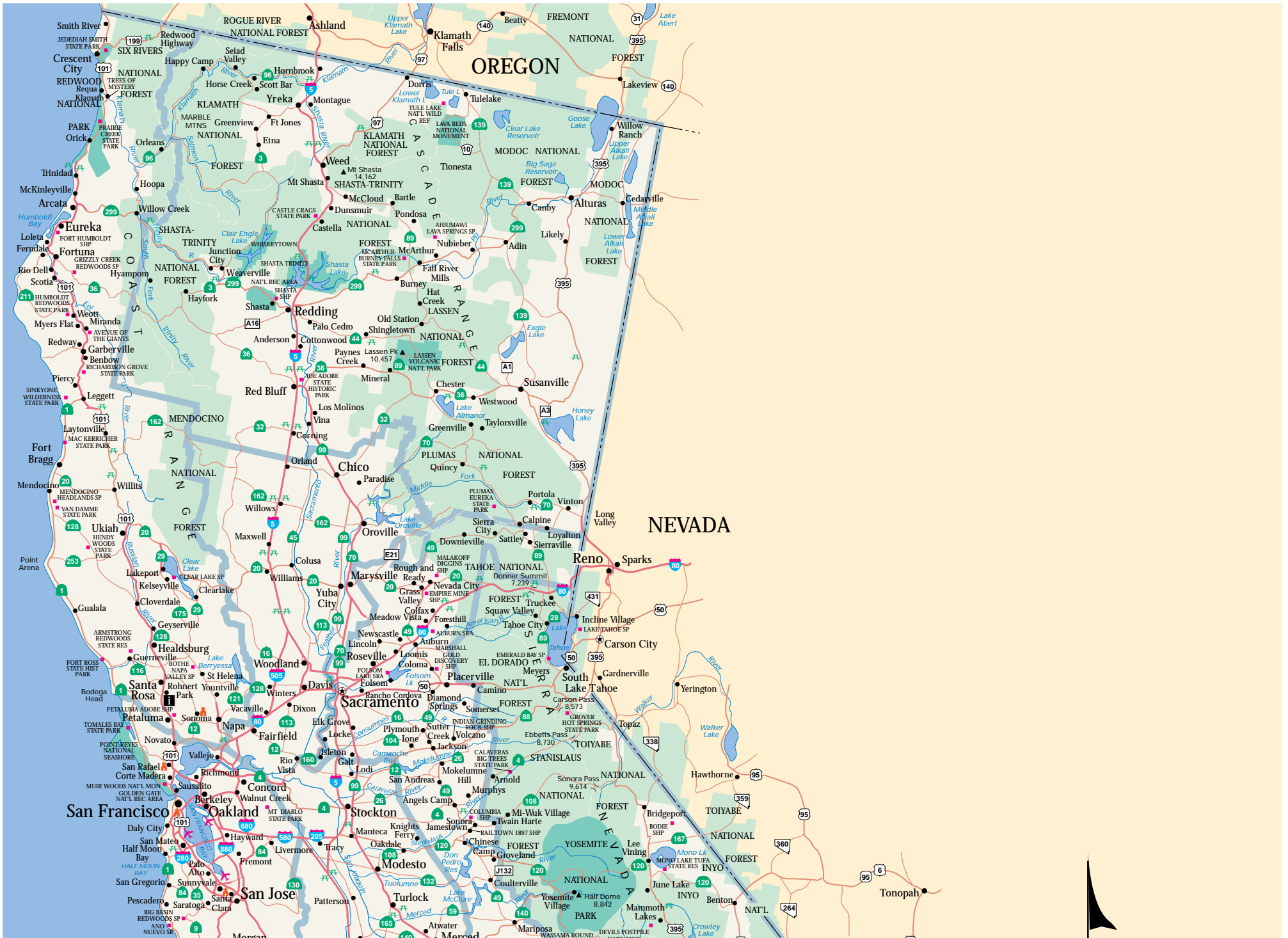
A View looking north from the south end of Converse grove, the largest of all giant Sequoia groves. Spanning over 3,700 acres. Virtually all of the giant sequoia trees here are 100 years old or less – a result of the late 1800's clearout logging and two major forest fires in 1928 and 1955. Some of these 100 year old sequoias are over 150 feet tall.

Sequoia Facts:

- 1) **Sequoias** (brown areas) grown naturally only on the west slope of California's Sierra Nevada mountains.
 - a) **Height:** To 311 ft.
 - b) **Age:** to 3,200 years
 - c) **Weight:** to 2.7 million lbs.
 - d) **Bark:** to 31 in thick
 - e) **Branches:** to 8 ft. diam.
 - f) **Bases:** to 40 ft. diam.
 - g) **Reproduce:** by seed only
 - h) **Seed size:** Like oat flakes
 - i) **Cone size:** Like chicken eggs

Notable Facts:

- 1) The General Sherman tree, worlds largest living thing, is in Giant Forest, Sequoia National Park.
- 2) The General Grant, the Nations Christmas Tree, is in Grant grove, Kings Canyon National Park.
- 3) The Worlds first, second, third and sixth tallest trees grow within a mile of each other on Redwood Creek along the northern California coast in Redwood National Park.



OREGON

NEVADA

San Francisco

Oakland

San Jose

Stockton

Modesto

Turlock

Merced

Atwater

Mariposa

Wassama Round

Yosemite Village

Half Dome

Devils Postpile

Yosemite National Park

Yosemite Valley

Yosemite Falls

Yosemite Lake

Yosemite River

Yosemite Canyon

Yosemite Gorge

Yosemite Narrows

Yosemite Falls

Yosemite Falls

Yosemite Falls

Yosemite Falls

Yosemite Falls

Yosemite Falls

Yosemite Falls

Yosemite Falls

Yosemite Falls

Yosemite Falls

Yosemite Falls

Yosemite Falls

Yosemite Falls

Yosemite Falls

Yosemite Falls

Yosemite Falls

Yosemite Falls

Yosemite Falls

Yosemite Falls

Yosemite Falls

Yosemite Falls

Yosemite Falls

Yosemite Falls

Yosemite Falls

Yosemite Falls

Yosemite Falls

Yosemite Falls

Yosemite Falls

Yosemite Falls

Yosemite Falls

Yosemite Falls

Yosemite Falls

Yosemite Falls

Yosemite Falls

Yosemite Falls

Yosemite Falls

Yosemite Falls

Yosemite Falls

Yosemite Falls

Yosemite Falls

Yosemite Falls

Yosemite Falls

Yosemite Falls

Yosemite Falls

Yosemite Falls

Yosemite Falls

Yosemite Falls

Yosemite Falls

Yosemite Falls

Yosemite Falls

Yosemite Falls

Yosemite Falls

Yosemite Falls

Yosemite Falls

Yosemite Falls

Yosemite Falls

Yosemite Falls

Yosemite Falls

Yosemite Falls

Yosemite Falls

Yosemite Falls

Yosemite Falls

Yosemite Falls

Yosemite Falls

Yosemite Falls

Yosemite Falls

Yosemite Falls

Yosemite Falls

Yosemite Falls

Yosemite Falls

Yosemite Falls

Yosemite Falls

Yosemite Falls

Yosemite Falls

Yosemite Falls

Yosemite Falls

Yosemite Falls

Yosemite Falls

Yosemite Falls

Yosemite Falls

Yosemite Falls

Yosemite Falls

Yosemite Falls

Yosemite Falls

Yosemite Falls

Yosemite Falls

Yosemite Falls

Yosemite Falls

Yosemite Falls

Yosemite Falls

Yosemite Falls

Yosemite Falls

Yosemite Falls

Yosemite Falls

Yosemite Falls

Yosemite Falls

Yosemite Falls

Yosemite Falls

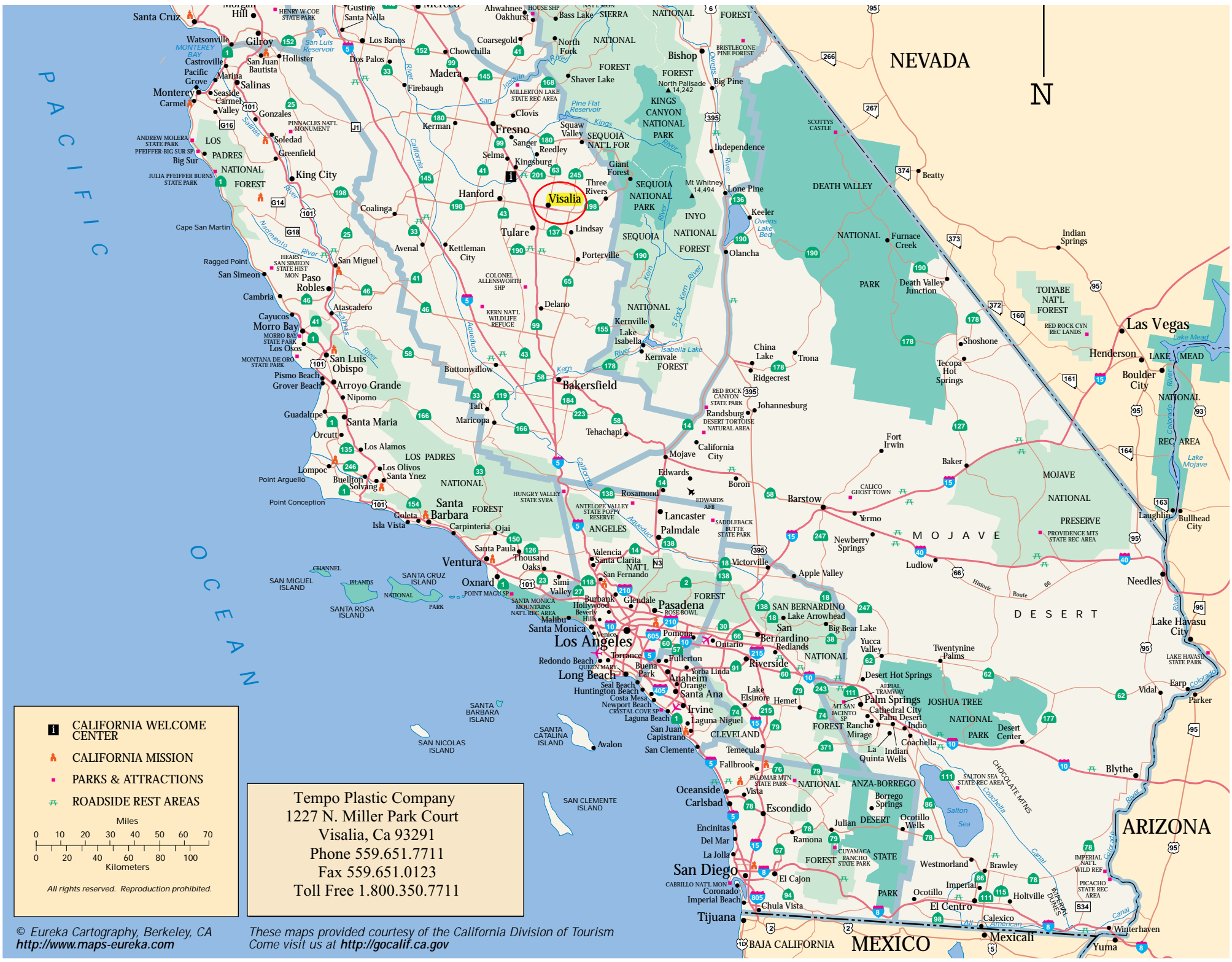
Yosemite Falls





Yosemite Falls

Yosemite Falls

Yosemite Falls

Yosemite Falls



-  CALIFORNIA WELCOME CENTER
-  CALIFORNIA MISSION
-  PARKS & ATTRACTIONS
-  ROADSIDE REST AREAS

Miles

0 10 20 30 40 50 60 70

Kilometers

0 20 40 60 80 100

All rights reserved. Reproduction prohibited.

Tempo Plastic Company
 1227 N. Miller Park Court
 Visalia, Ca 93291
 Phone 559.651.7711
 Fax 559.651.0123
 Toll Free 1.800.350.7711